

LINER

concrete bench family



Design: Szabolcs Vajda, Peter Istvan Varga
Year: 2011

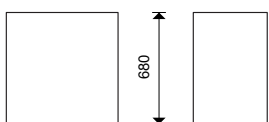
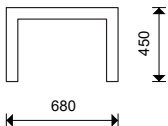
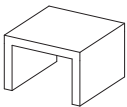
INFO

Dimensions: 680/1120/1800 x 680 x 450 mm
Weight: 170/235/300 kg
Material: cast high performance concrete (HPC)
Standard color: white
Finish: natural cast
Treatment: impregnated
Fixing: anchored with two threaded rods

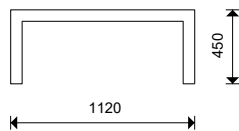
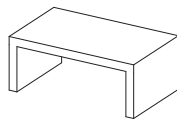


ELEMENTS

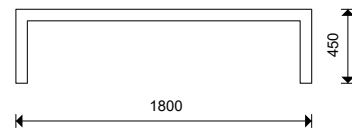
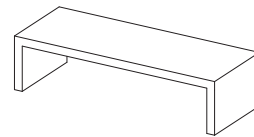
LINER 68



LINER 112



LINER 180



PLACEMENT

The bench may be lifted by lifting straps. The bench is fixed to the ground by two M12x50 threaded rod first screwed in the two threaded insert on the bottom of the bench and then placed in a min. 50 mm deep hole drilled into the road surface and filled with adhesive used in similar cases. The distance between the two drilled holes is 590/1050/1730 mm.